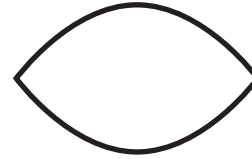





Week 1 - Modifying Basic Shapes




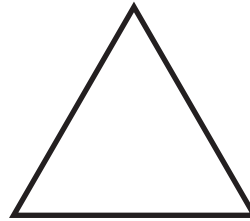
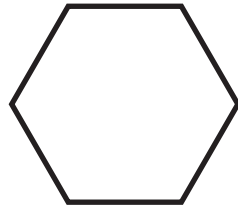


1. Ellipse Tool, hold shift for circle.

2. Convert Anchor Point Tool, click on anchor points on each side to remove curves.






3. Use Selection Tool to squash.


Use Arrows to add and subtract sides to either the Polygon or Star Tool. Hold Command Key (Apple Key) to constrain center of the star.



Week 1 - Pathfinder

Pathfinder Panel is used to add and subtract from shapes.





Week 1 - Modifying Basic Shapes

